

## GD 330

## Glass Break Detector, Glued



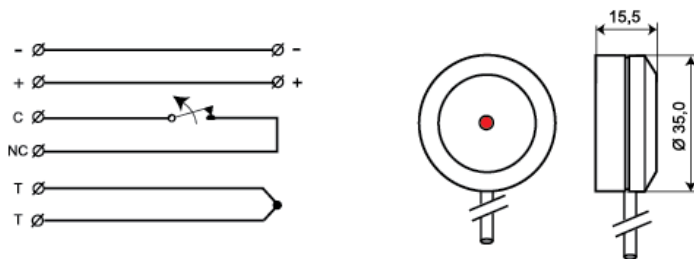
## Technical data

Maximum coverage	2 m radio (standard 3 mm glass)
Approvals	EN 50131-2-7-2:2013 Grade 2, VdS class B - G192531, SBSC 10-31 Klasse 2
Supply voltage	8-15 VDC
Current consumption	5 mA (12 mA alarm)
Contact rating	50 VDC / 100 mA
Alarm indication	LED
Tamper protection	Yes
Alarm hold time	Latching
Alarm reset	Power down
Connection	Cable
Housing material	ABS Plastic
Colour	White
Operating temperature range	-40°C - +70°C
Housing protection class	IP 67
Dimensions (H x Ø) mm	16 x 35
Grade	2



The GD 330 is a glass break detector with relay output that can be directly connected to a control panel. It is especially designed for monitoring shop windows, sliding glass doors, ordinary windows and other exposed glass surfaces, both in public spaces and private homes. It can be used on windows with protective film if the detector is mounted directly onto the glass and not on the film (a 5-10 cm hole must be cut out the film). It can also be used on glass cabinets to protect various types of equipment. The GD 330 glass break detector is activated when the glass is shattered or broken and is highly resistant to interference with the glass or in its immediate environment, which makes it ideal for 24-hour monitoring. Its circular design guarantees correct positioning. The GD 330 is glued to the glass pane and each detector is supplied with a stencil to mark the mounting location, a glue applicator and cable clamps for quick and easy installation.


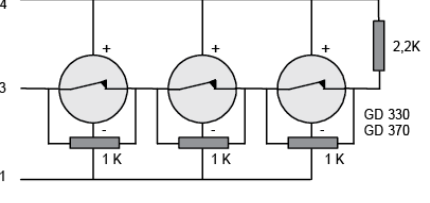





**For laminated and tempered glass please use GD 370 or GD 470.**




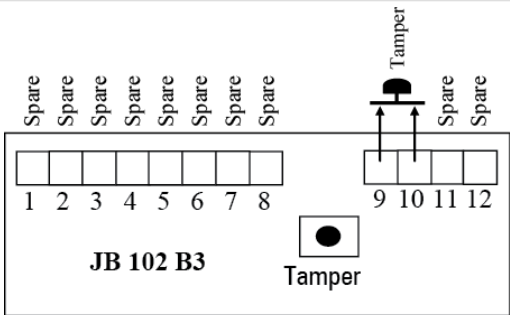
## ORDERING INFORMATION

Model	Description
GD 330	Glass break detector with relay output, glued, 3 m cable
GD 330-6	Glass break detector with relay output, glued, 6 m cable
GD 330-10	Glass break detector with relay output, glued, 10 m cable

## Related products and accessories

	<p><b>IU 370</b></p> <p>Interface unit for GD 330/ GD 370/ GD 470</p>		
	<p><b>CG 100</b></p> <p>Cable Conduit</p>		
	<p><b>GDK 100</b></p> <p>Adhesive Kit</p>		
	<p><b>GVT 500</b></p> <p><b>DISCONTINUED</b> - Replaced by <a href="#">GVT 5000</a></p> <p>Test unit for GD 300/GD 400 Glass Break Detectors.</p>		
	<p><b>GVT 5000</b></p> <p>Test Unit for Glass Break and Vibration Detectors</p>		

Related products and accessories

	<p><b>JB 102</b> Junction box, 12 screw terminals</p>	
---	---	--